



3.1 This is my head

1. Listen, sing and act.



These are my fingers
and these are my toes.
This is my head
and this is my nose.



These are my ears,
on my head at the side.
These are my eyes,
I can open them wide.

This is my mouth
and here are my teeth.
These are my knees
and my feet are beneath.



I can wave my arms
and wiggle my nose.
I can stretch my arms
and touch my eyes.

I can hold my hands together,
and then.....



It's time to start
all over again !



2. Listen and act.

Show me your head.
Show me your nose.
Show me your knees.




3.2 Requests



1. Let's speak.



Please
give me
a pencil /
an eraser /
a ruler...



2. Listen and repeat.

Anuja : Excuse me.

Arnav : Yes?

Anuja : Please give me your book.

Arnav : Here it is.

Anuja : Thank you.

Arnav : Welcome. / It's my pleasure.



LHFCQL



3.3 Let's Talk



1. Listen and repeat.



Teacher : Do you have a bat?

Raj : Yes. / Yes. I do. / Yes. I have.

Teacher : Do you have a cap?

Riya : No. / No. I don't have.

Teacher : Do you have a bag?

Abha : Yes. / Yes. I do. / Yes. I have.

2. Practise the same question using the following things.

Do?





1. Listen, sing and act.



Happy birthday to you,
Happy birthday to you,
Happy birthday dear little one,
Happy birthday to you.

May God bless you,
May God bless you,
May God bless dear little one.
May God bless you.

Happy long life to you,
Happy long life to you,
Happy long life dear little one,
Happy long life to you.



2. Colour the words.

Happy Birthday!

3. Look, listen and say.



cake

toys



laddoos

candles



birthday cap



masks



balloons



toffees



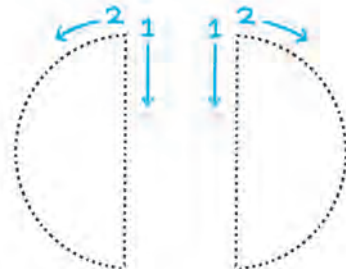
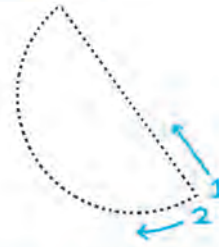
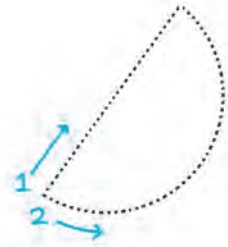
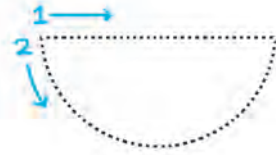
greeting card



gift




4. Trace the dots.




3.5 My Fruit Basket




1. Look at the picture. Listen and learn.



2. Listen, repeat and talk to your friends.

(a) : Do you like  apples ?
: Yes.
Yes, I do.

(b) : Do you like  apples ?
: No.
No, I don't.



3. Look at the pictures and tell.

Pranav has a pineapple.
He has many mangoes.

Shreya has a water-melon.
She has many oranges.

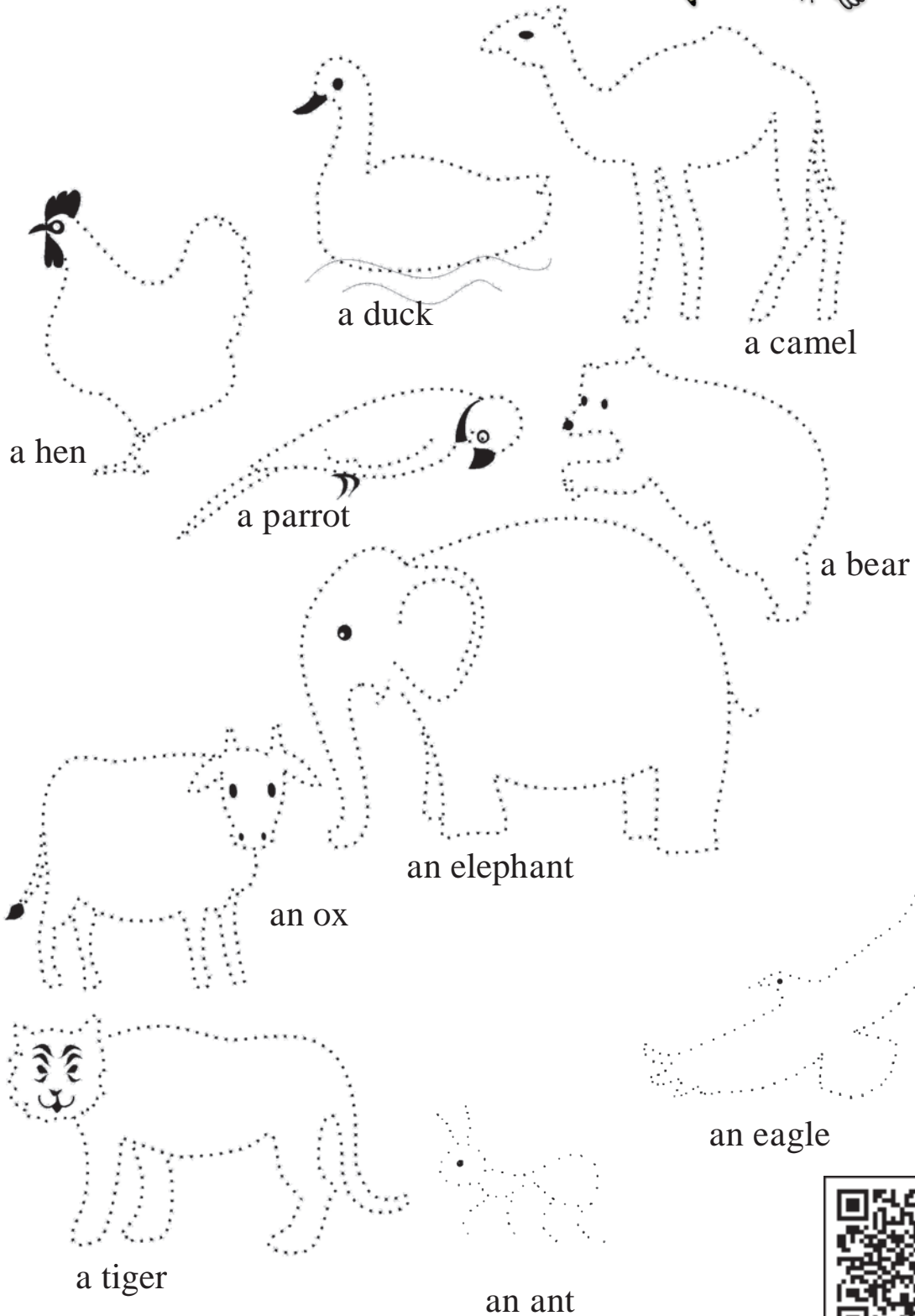




3.6 Have Fun with Animals







• Join the dots, colour the picture and tell what is it.



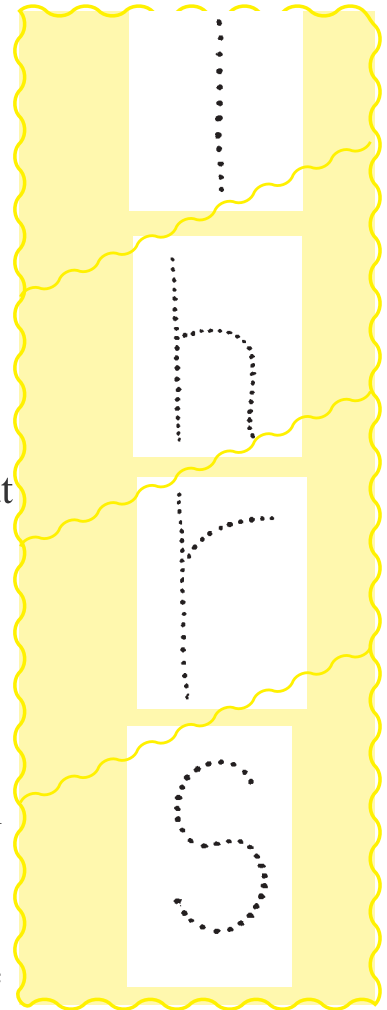
3.7 Let's Know New Words



1. Look, listen and learn.



3. Trace the dots.



2. Listen and find the correct picture.



Leela has a lemon and a leaf.
 Hemant has a hen and a hat.
 Rashid has a ribbon and a rose.
 Sonabai has a sack and a sickle.



4. Look, listen and say.



scissors



scooter



sky



slide



snail



snake



spade



spoon



stall



star



stick



swing

5. Look, listen carefully, repeat and enact.



sit



stand



sleep



smile




speak



swim



start



stop

