

1 Alphabet Song

UNIT
SIX

1. Listen, repeat, read and sing.



a ate an apple




b bounced a ball.



c cut a carrot and



d dressed a doll.



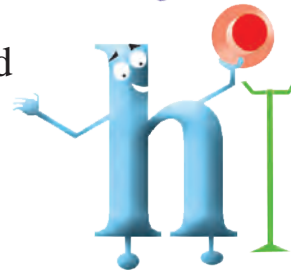
e eats eggs, and

f falls flat.



g grows grapes and

h hangs a hat.




i is on an island

j jumps and jogs.



k keeps kittens and

l lifts logs.





m makes mistakes,
n needs a nurse.
o obeys orders and
p patches a purse.



q queued up quickly
r rolled and rose.
s spoke slowly and
t touched his toes.



u uses an umbrella
v has a violet van.
w washes windows
 (whenever he can!)



x hides in boxes
y says 'yummy' and 'you'
z says 'zig-zag-zoom'.
 Hurrah ! We are through.



2. Say the letters from 'a' to 'z' and fill the missing letters.

• a □ □ □ e • o □ □ r • f □ □ □ j

3. Listen and tell the next letter.

• m : □ • j : □ • n : □ • v : □

4. Listen and tell the letter before.

• □ : b • □ : m • □ : s • □ : z

5. Choose any letter from 'a' to 'z'.

Write within two minutes, at least five words which have that letter.

6. Make up meaningful phrases/sentences by using words which begin with the same sound.

big : a big blue ball for baby.

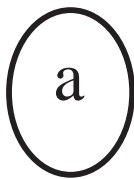
green :

cold :

dogs :

eight :

7. Write the words starting with letters given in the circle.

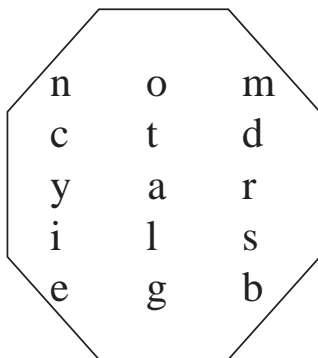


.....
.....
.....
.....



.....
.....
.....
.....

8. Frame meaningful words using the letters given in the following shape.



.....
.....
.....
.....
.....



2. Shyam's Horse Cart

1. Look, listen and read aloud.

Shyam started in his horse cart to go to the fair.

On the way, Madhu and Meera said,

“Can we come?”

“Oh, yes!” said Shyam.



The dog saw them.

He asked, “Can I come?”

“Oh, yes!” said Shyam.



They were going through the fields.

The peacock saw them and asked,

“Can I come to the fair?”

“Oh, yes!” said Shyam.



When they were crossing the river,

The frog asked, “Can I come to the fair?”

“Oh, yes!” said all of them.

Shyam said, “Come and sit near me.”



They saw the fair from a distance.

The peacock was so happy, it spread its feathers and started dancing. But one feather touched the dog's ear. He sprang up and barked loudly.



Madhu was frightened. Meera fell on the frog. The frog fell on the horse.

The horse was so frightened that he ran helter-skelter.



Shyam fell off. Then Madhu and Meera also fell off. One by one all of them fell off.

The horse kept running and stopped when it reached near the fair.



Shyam, Madhu, Meera, the dog, the peacock and the frog were all panting when they reached.

Till then the horse became quiet and relaxed. In the evening they returned happily in the horse cart.



2. Listen, tell and write.

Example : one bird – many birds

- | | |
|-----------------------|-----------------------|
| (1) one dog | (2) one peacock |
| (3) one horse | (4) one field |
| (5) one feather | (6) one river |
| (7) one thing | (8) one banana |
| (9) one frog | (10) one room |

3. Look and say.

horse cart

peacock

fields

fair

come

near

frog

again

panting

quiet

happily

sprang

4. Write who went to the fair with Shyam.

5. Why did the horse run helter - skelter?

6. Classify the following animals as domestic animals and wild animals.

(dog, horse, lion, elephant, cow, frog, peacock, cat)

Domestic animals	Wild animals

7. Write the names of any five vehicles.

8. Write the names of things you see in the fair.

9. Unscramble the words.

• r o h s e r a c t

• p a e o k c c

• i e l f d

• y t o

• i r a f



3. Buying Things

1. Listen and read.

Soham and Reva are going to a shop with their parents.

What a big shop!

Mother wanted to buy some things. Father wanted to buy some things.

“How about you, children? Do you want to buy something on your own? Here’s some money. You can use it to buy anything you like.”



“Shall we buy chocolates?”

“Shall we buy crayons?”

“Shall we buy a toy?”

“Please help us, mother.

What should we buy?”

“Well, you can buy something that will finish up quickly, or, you can buy something that will last long. You can buy something made by others, or, you can buy things and make something yourself.”

“That’s a good idea. Let’s buy things and make new things with them.”

Soham and Reva picked up some things. They went to the counter.

“We want to buy this paper, glue and colours. How much is it?”

“Ninety-five rupees in all.”

“Here’s the money. A hundred rupees.”

“Thank you. I must give you five rupees back. Here it is.”

“That’s right. Thank you.”



2. Look and say.

own	money	anything	buy
finish	idea	counter	paper
colours	must	picked	quickly
	shop	last	

3. Complete the following sentences using your own ideas.

- We are going to
- I want to read
- I want to buy
- Shall we
- I must give you

4. Read and complete the following table.

One	Many	One	Many
shop	shops	crayon	
thing		colour	
toy		idea	
chocolate		paper	
rupee		parent	

5. Write what you can make using paper, glue and colours.

6. Name the following.

1. Things that finish up quickly
2. Ready-made things
3. Things that last long
4. Things that you can make at home

Form groups. Let the children enact the passage with suitable actions and given words.



4. Everyday Things

1. Read, tell and write.

Things you eat : Rice,



Things you drink : milk,

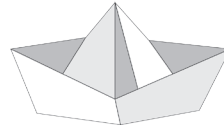


Things you wear : tie,



Things you use : spoon,

Things you can make : A Garland,



Things you hear : doorbell,



Things you can smell : scent,



Things you care for : your pet animal,



2. List more examples of each of the things given above. Then choose any one example and write one or two lines about it.

Talk to the children about each item and encourage them to list and describe as many examples as possible, orally. Point out that they can talk/write about the colour, size, shape, feel (soft, rough, hard, etc.) smell, sound, etc. of each.

For example, 'I eat rice. It is white, soft and tasty. I eat it hot.' 'Our doorbell goes ding-dong/ trring when you press the button.'



5. A Place for Everything and Everything in its Place

1. Look carefully and tell what you see in each picture.



2. Which of the things in these pictures don't belong there?

3. Say where you will put them. Describe each picture in one or two lines.

• Lets play - 'Word String'

Teacher will make children play the game 'Word String'. First child will say apples in the fridge. Second child will add one more thing and will say apples, oranges in the fridge. In the same way the next child will go on adding things and play the game with variations.

You can make more word strings by using the following things.


- Things on the table
- Things in the cupboard
- Things in the basket etc.



6. The Ant and the Pigeon

1. Listen, read and do.

2. Look at the pictures. Put the correct numbers in the circles to make a meaningful story.



1 One day an ant fell into a pond and could not come out.

2 A pigeon sitting on a tree saw it and decided to help the ant. He threw a leaf into the pond.

3 The ant climbed onto the leaf and safely came out of the pond.

4 After a while a hunter saw the pigeon and aimed at it.

5 The ant saw this and quickly climbed up his arm and stung it.

6 The hunter screamed in pain. He missed his aim. The pigeon heard his scream and flew away.

3. Look and say.

pigeon

ant

climbed

safely

screamed

leaf

stung

4. Fill in the missing words.

s	-	r	-	a	m	-	d
---	---	---	---	---	---	---	---

p	i	-	e	-	n
---	---	---	---	---	---

a	i	-	e	d
---	---	---	---	---

