


1. An Action Song

UNIT
FOUR

1. Listen, sing and act.



Touch your head
And touch your toes.

Shut your eyes
And pull your nose.

Clap your hands
And turn around.

Jump up high
And sit on the ground.

2. Read aloud.

turn - burn

nose - toes

shut - cut

sit - kit

hand - band

ground - round

jump - pump

pull - full

head - thread

3. Look and say.

face

head

hair

nose

chin

cheeks

mouth

teeth

tongue

ears

lips

eyes

4. Read the word and show the proper body part.

5. Copy the words in your 'Word' file. Draw/label suitable pictures for them.



2. Sunny and Mini

1. Listen carefully.

It was Sunday morning. Sunny was in his bed.

“Get up Sunny, brush your teeth”,
said his mother.



“Hi Sunny, you are still lying in bed. Get up,” said Mini.

“Hi Mini, let’s play.”

“But you look so dirty. I am clean.”

“So what? Let’s play Mini.”

“Come on Sunny, look yourself in the mirror.”

“Ok. I will”.



“Your teeth are yellow. Your mouth is sticky. Your hair are messy.”

“Yes, I am looking very ugly.”

“I like clean friends. Clean yourself and let’s go to play.”

“Yes, I will be right back.”



“Wow, Sunny you are looking neat and tidy. Let’s play.”

“Thank you, Mini. Let’s play and enjoy Sunday.”

Mini and Sunny are playing with each other.

2. Complete the following sentences.



Sunny is



Sunny is



Sunny is



Sunny is

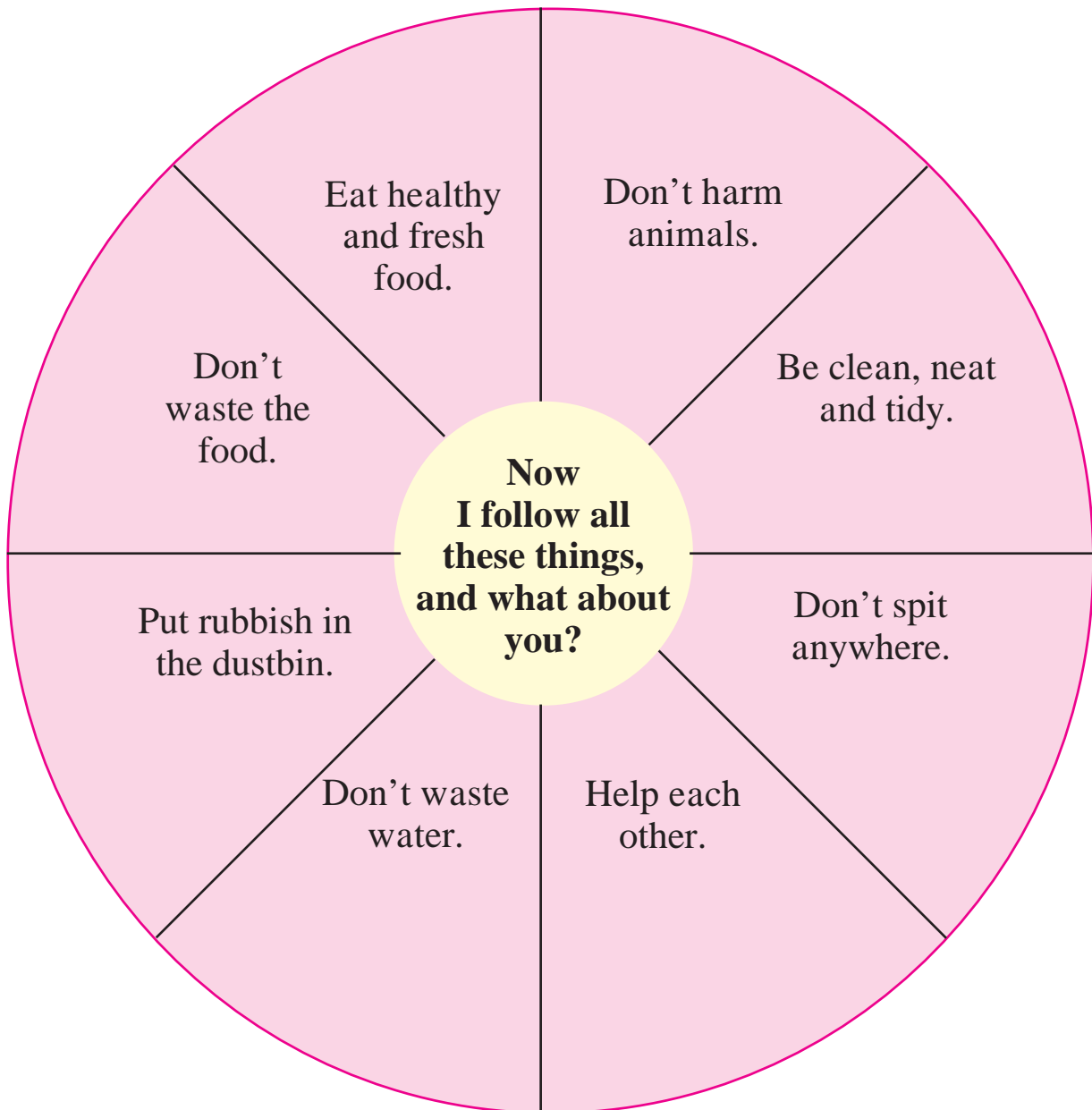


Sunny is



3. Good Habits

1. Look, listen, repeat and follow the good habits.



2. Put a for the good habits and for the bad habits.

- Priya wastes food.
- Rohan closes the tap while brushing.
- Mini brings chips everyday in her tiffin.
- Aman kicks his pet dog.
- Sohan takes care of his cat.

3. Jump in and jump out.

Children have to stand in a circle. They have to jump in if the teacher says a good habit and jump out if the teacher says a bad habit.

Exercising every day, waking up early in the morning, eating junk food, teasing others, going to school every day, eating vegetables and fruits, biting nails, watering plants, keeping our room /house/ classroom clean, always playing games on mobile, playing outdoor games, helping mother in her work, helping your friends, washing your hands, finishing your tiffin, using your handkerchief, picking your nose, etc.



4. Read and write the habits given below in your notebook.

Don't spit

Bath daily

Save trees

Save water

Eat healthy food

Brush your teeth

Comb your hair

**Play outdoor
games**

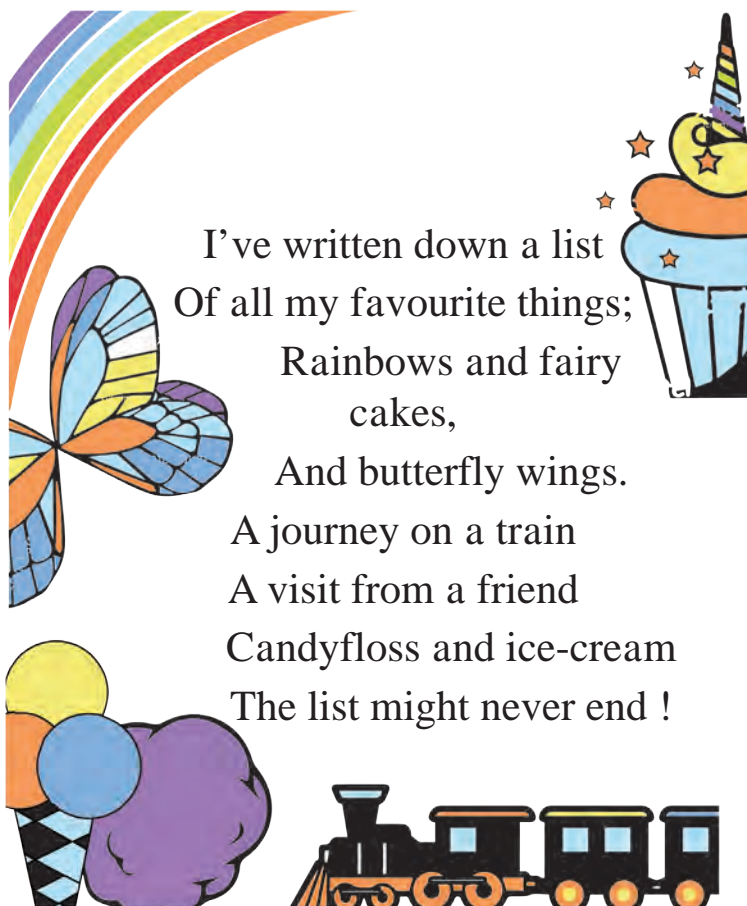
**Help your
friends**

**Eat green leafy
vegetables**



4. Favourite Things

1. Look, listen, sing and act.



I've written down a list
Of all my favourite things;
Rainbows and fairy
cakes,
And butterfly wings.

A journey on a train
A visit from a friend
Candyfloss and ice-cream
The list might never end !

2. Look and say.

favourite

written

rainbows

fairy

cakes

butterfly

wings

journey

train

friend

candyfloss

ice-cream

3. Make a list of your favourite things.

4. Who is your best friend?

5. Which is your favourite ice-cream?

.....



5. The Helpful Girl

1. Read and discuss.

Once there lived a girl, Reema.
She was very, very helpful.



When she went to school,
She helped everyone in the class.


When she came back home,
She helped her mother and father.



When she went to the playground,
She picked up small stones and thorns.
When she went for a picnic,
She took care of her friends.



When she went to a shop,
she selected things carefully.



She made greeting cards for her friends,
and gave them on their birthdays.
She was the best girl in our school.



2. Write the actions that Reema did.



6. Word House

1. Read and write down the related words in the blanks.

Home

.....
.....
.....
.....
.....
.....
.....

Numbers

.....
.....
.....
.....
.....
.....
.....

foot	kitchen	knee	bag	one
mother	father	shirt	saree	wrist
coat	spoon	three	eyes	elbow
cupboard	five	scarf	shoulder	dress
T.V.	4	1 st	socks	head
raincoat	stomach	glass	hall	bed

Body parts

.....
.....
.....
.....
.....
.....
.....

Clothes

.....
.....
.....
.....
.....
.....
.....



7. Bicycle

1. Listen, read aloud and enact.

Raj is on the bicycle.

Varad wants it.



Varad pushes Raj off and rides the bicycle.




How does Raj feel?

How does Varad feel?

Raj cries.

He feels sad and angry.

What do you think, will happen next?



Raj grabs the bicycle back.

Raj and Varad shout.

Sushma Madam comes over.

“Raj, you look upset ! And, Varad you seem angry.”

“I want the bicycle, said Varad.

I was on the bicycle. You pushed me.


Don't do that,” said Raj.

Raj and Varad both want the bicycle. What could they do?

“Varad can have the bicycle, when I have finished my turn. I'll ride three times,” said Raj. Then it's your turn.

“Ok. I'll count.”

They have worked it out.
Raj is having a turn on the bicycle.
Now, it is Varad's turn.
They both had a turn.
How is Raj feeling now?
How is Varad feeling now?



2. Answer the following questions.

- (a) Who is on the bicycle?
- (b) What does Raj grab back?
- (c) What do Raj and Varad want?
- (d) How many rounds do Raj and Varad have?

3. How do you feel? Draw and write.



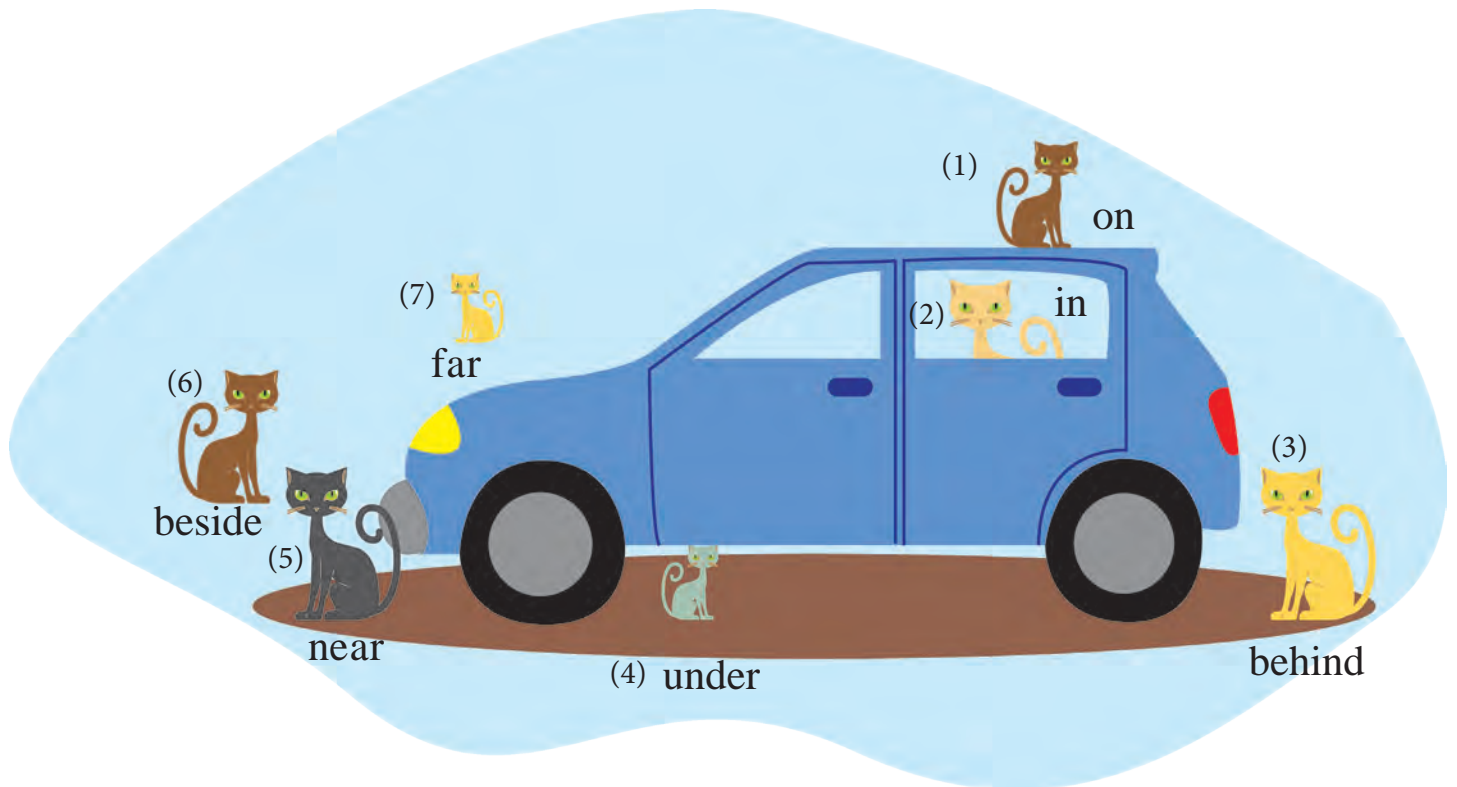
- (a) When you get a chocolate happy
- (b) When you share your things
- (c) When you help your friend
- (d) When you lose your pencil



8. Where is the cat?

1. Look and read.

Little cat is going to the park. She is sitting in the car. Let's see where she is



2. Enact the activity with the children with the help of table/bench/ chair/etc.

3. Fill in the blanks with correct words.

- (1) The cat is the car.
- (2) The cat is the car.
- (3) The cat is the car.
- (4) The cat is the car.
- (5) The cat is the car.
- (6) The cat is the car.
- (7) The cat is away from the car.

