

1. A Happy Song

UNIT
ONE

1. Listen, sing and act.



Clap, clap, clap, clap your hands.

Clap your hands together.

Tap, tap, tap, tap your feet.

Tap your feet together.



Walk, walk, walk, walk around.

Walk around together.

Jump, jump, jump, jump around.

Jump around together.



2. Sing the song again, changing the action.

Examples :

Sing a song



Wave your hands



Touch your toes



Turn around



3. Look and say.

clap

hands

tap

feet

walk

your

jump

together

around



FLGVTH

2. Nature

1. Listen, sing and act.



Nature is might,
Nature is strong,
Nature is beauty,
Nature is moody.

Nature is smart,
Nature is blue,
Nature is green,
Nature is true.

Nature is you,
Nature is me,
Nature will forever be free.

2. Look and say.

nature

might

strong

beauty

moody

smart

blue

green

true

ever

free

3. Describe the things you see in the picture.

4. Tell about the following things.



3. Action Time

1. Listen and act.



Stand up. Sit down.

Raise your hands.

Hands down.

Hands up. Hands down.

Stand up. Turn left. Turn right.

Raise your left hand and shake it.

Raise your right hand and shake it.

Hands down.

Jump.

Stand on the left foot.

Hop. Stop.

Stand on the right foot.

Hop. Stop.

2. Listen and act.

Arya says :

Stand up.

Sit down.

Raise your right hand.

Raise your left hand.

Wave your hands.

Hands down.

Close your eyes.

Open your eyes.

Stand up.

Turn left.

Turn right.

Turn around.

Jump on the spot.

Jump high.

Touch your toes.

Stand straight.

Run on the spot. Stop.

Touch your nose.




4. Know Each Other

1. Listen and say.



Hello! What is your name?

Hello! My name is Soham. What is your name?




I am Reema. How old are you?

I am six years old.



Good morning! This is my father. His name is Ramesh. He is a doctor.

Good morning! This is my mother. Her name is Priya. She is a teacher.



5. Let's Learn Alphabet

1. Look and say.

Small Letters



2. Tell a word that begins with any letter.

t - table

b - bat


c - cat

d - dog, etc.

Prepare several sets of 'letter cards' using these and other interesting ideas. Let the children handle the cards freely. Replace damaged cards.

3. Look and say.

Capital Letters



4. Arrange the following letters in alphabetical order.

(1) d, k, w, a,

(2) E, J, B, Y, S

5. Alphabet Game : Stand in a row alphabetically as per the first letter of your name.

6. Look at my card and show a matching card / the same letter.

7. Listen to the name of the letter and show its card.

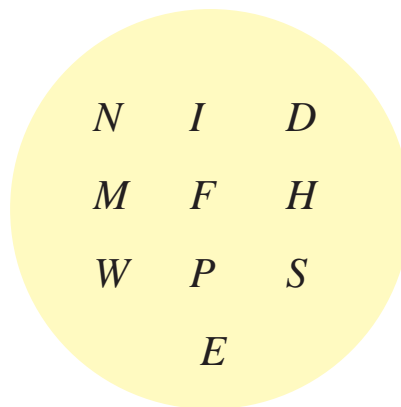

For example : 'b', 'c', 'a'

8. Look at the small letter on this card and show the capital letter.

9. Look and say.

| | | | | |
|-----|-----|-----|-----|-----|
| a A | b B | c C | d D | e E |
| f F | g G | h H | i I | j J |
| k K | l L | m M | n N | o O |
| p P | q Q | r R | s S | t T |
| u U | v V | w W | x X | y Y |
| z Z | | | | |

10. Match the capital letters with the small letters.



11. Word game : Tell a word that does not start with the first letter of your first name. If you make a mistake you will be out of the game.



6. Frame Words

1. Look and learn.

a.

| | | | |
|---|---|---|--|
| b | | | ban can fan man pan van |
| c | | | |
| f | a | n | |
| m | | | |
| p | | | |
| v | | | |
| | | | |

b.

| | | | |
|---|---|---|---------------------------------|
| d | | | den hen men pen ten |
| h | | | |
| m | e | n | |
| p | | | |
| t | | | |
| | | | |

c.

| | | | |
|---|---|---|---------------------------------|
| p | | | pin tin bin fin win |
| t | | | |
| b | i | n | |
| f | | | |
| w | | | |
| | | | |
| | | | |

d.

| | | | |
|---|---|---|---------------------------------|
| b | | | bow cow how now wow |
| c | | | |
| h | o | w | |
| n | | | |
| w | | | |
| | | | |

e.

| | | | |
|---|---|---|--------------------------|
| f | | | fun run sun bun |
| r | u | n | |
| s | | | |
| b | | | |
| | | | |

2. Look, listen and circle the odd man out.

1. bat bed boat hut
2. sun lock sack soap
3. cock cat dog clap
4. ladder leaf rose lemon
5. key pot pen purse
6. top toy axe tree

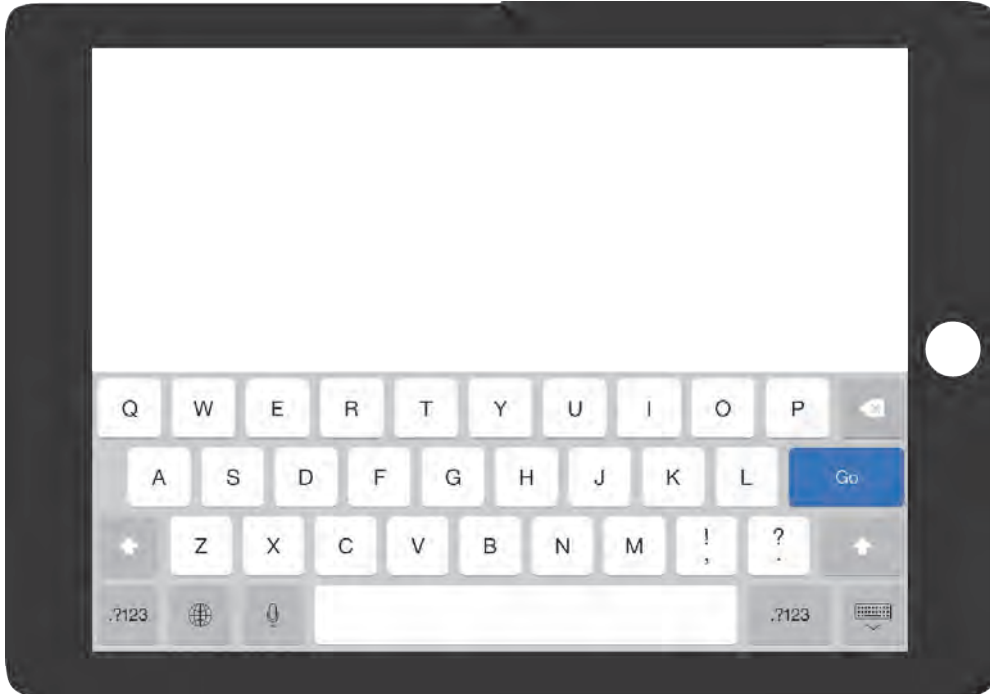
3. Copy the words in 'Word' file.



7. Letters on a Tab and Computer Keyboard

1. Find, read and use.

Letters on a Tab



Letters on a Computer Keyboard



2. Type the following sentence on your parent's mobile/computer.

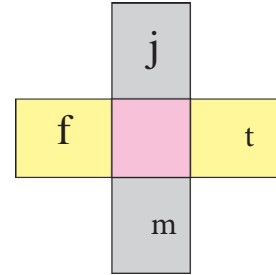
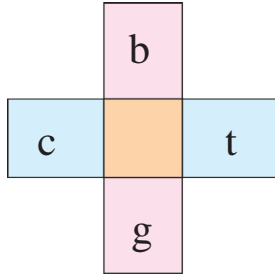
The quick brown fox jumps over a lazy dog.

Children can mimic typing on the keypad/keyboard shown here, in the classroom itself. Allow them to do more typing using their own ideas.

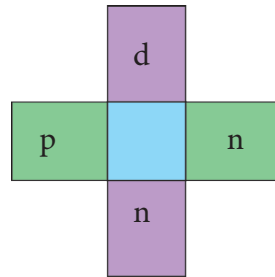
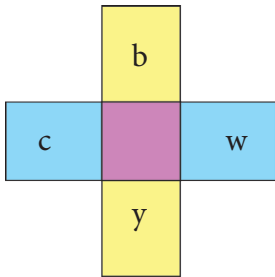
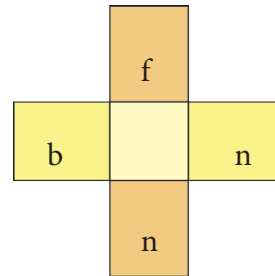
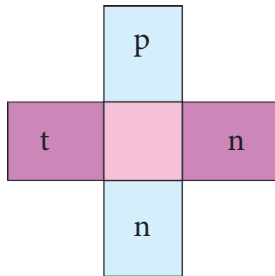


8. Sounds in the Middle of Words

1. Write 'a' in each middle square.



2. Write 'e', 'i', 'o' and 'u' in the proper boxes.



3. Copy the above words in your 'Word' file.


4. Read the words and join each one to its starting sound.

| | | |
|-------|---|------|
| vase | ← | hat |
| house | | doll |
| duck | → | van |
| yell | | tap |
| rope | | yolk |
| tree | | ring |




9. Soham's Ball

1. Look, listen and read aloud with me.



Soham and Sam are playing football.
Sam kicks the ball. It goes into
Mr Mane's garden.




Sam asks for the ball.
“Excuse me. May I have the
ball, please?”
“Sure, here it is.”

After sometime again the ball goes into Mr Mane's garden.
Now, Soham asks for the ball.




“Give me the ball.”
“No, I won't,” said Mr Mane.



Why does Mr Mane say 'No'?
How is Soham feeling?
How is Mr Mane feeling?

Soham tries again.
“Uncle, may I have the ball, please?”
How does Mr Mane feel now?



“Thank you,” said Soham.



2. Magic word.



3. Draw outline around the words.

Thank you

Welcome

Excuse me

Sorry



10. Things that Go Together

1. Match the following things that go together.



cup



table



ball



paint



chair



brush



saucer



bat



umbrella



hen



lock



pencil




egg



key



notebook



rain

2. Match the pairs.

cup

chair

table

brush

ball

saucer

paint

bat

umbrella

egg

hen

key

lock

notebook

pencil

rain



11. Number Song

1. Listen, sing and repeat.

One, Two, Three and Four
Plant the trees more and more.



Five, Six, Seven and Eight,
Plant the trees near the gate.



Nine and Ten, Nine and Ten,
Plant the trees double of ten, double of ten.



2. Write the number names from the song. One is done for you.

1 One

2

3

4

5

6

7

8

9

10

3. Count and write.



.....



.....



.....

