Introduction and writing of Zero

Zero is written as ‘0’.



☐ Passengers are waiting for a bus.

☐ Passengers went in the bus. Zero passengers remain.





The white dish has ☐ laddoos.

Pink dish has no laddoos. It means there are ☐ laddoos.

Instructions for teachers

Take a tin box. Put some pebbles in the box. Shake the box. Let the children hear the sound. Remove all the pebbles from the box and shake the box again. Now ask students why there is no sound and let them understand that zero pebbles means no pebbles.

Zero means nothing

SHB6BG

Let us count the butterflies!

Has Yash counted correctly ?



Is Rama's counting correct ?

Magician Kingfisher came to their help,
He told the butterflies
to stay in a line.

Is the counting easy now?
How many butterflies are there?

What is easier ? counting children while they are playing or while they are standing in a row ?

Instructions for teachers

Make groups and ask children to discuss the above point.

Join the picture with the correct number, as Yash has done for you.

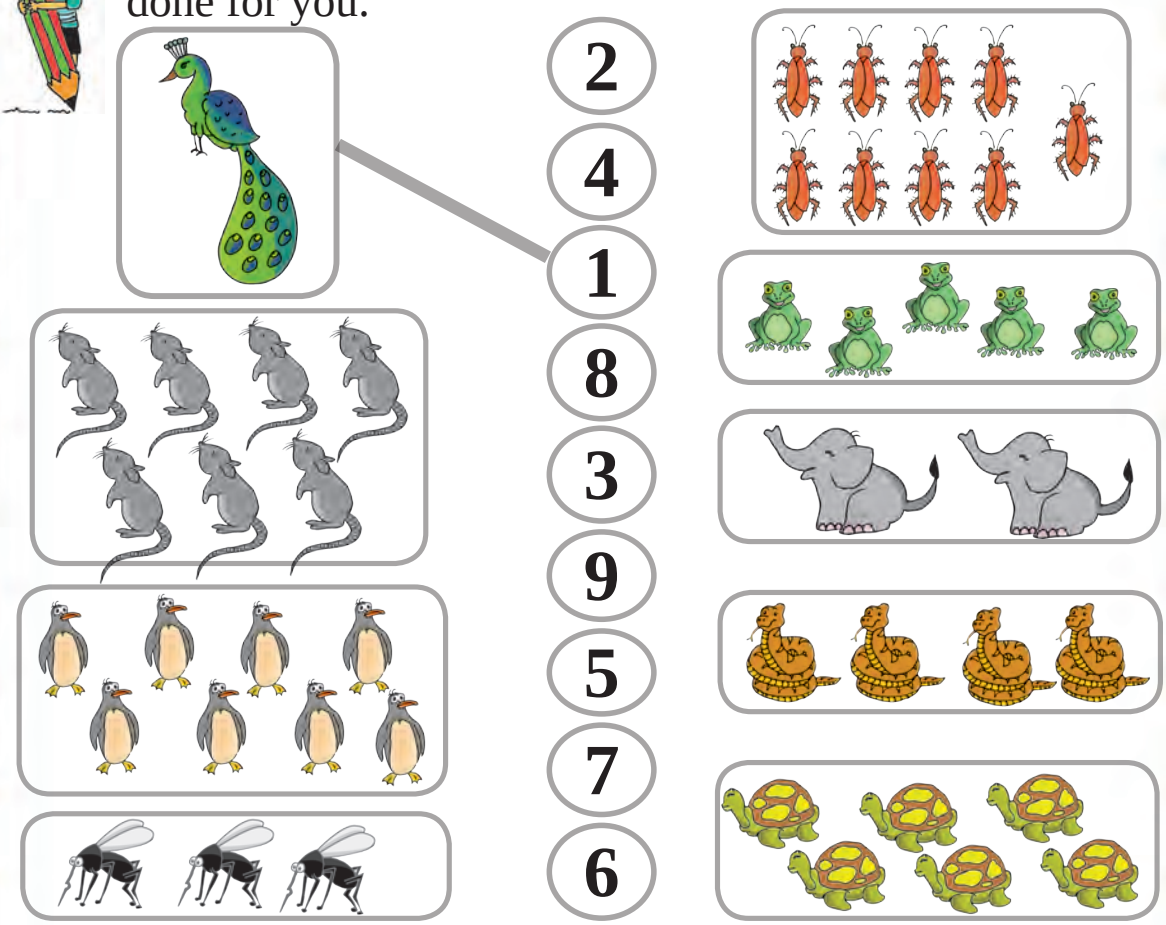

Help Rama to join numbers 1 to 9 in the increasing order.

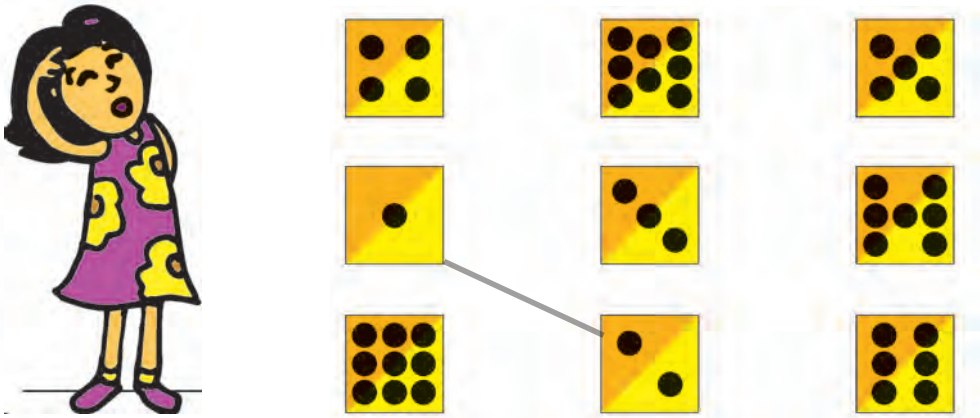

Just for fun...

Write your name. Count the number of letters in your name and the number of letters in your friends' name. Compare the number of letters in different names. Which name has the maximum letters ? Also write five -lettered names.