

1. Listen, repeat and sing.

ا۔ سنو، میرے بعد دہراؤ۔ اس گیت کو گاؤ۔



a ate an apple



b bounced a ball.



c cut a carrot and



d dressed a doll.



e eats eggs, and



f falls flat.

g grows grapes and



h hangs a hat.



i is on an island



j jumps and jogs.

k keeps kittens and



l lifts logs.





m makes mistakes,
n needs a nurse.



o obeys orders and
p patches a purse.



q queued up quickly
r rolled and rose.
s spoke slowly and
t touched his toes.



u uses umbrellas
v has a violet van.
w washes windows
(whenever he can !)





x hides in boxes
y says 'yummy' and 'you'
z says 'zig-zag-zoom'.
Hurrah ! We are through.



2. Read the following words.

Find a related word beginning with the same letter.



۲۔ لفظ پڑھو۔ اسی حرف سے شروع ہونے والا کوئی مناسب لفظ تلاش کرو۔

- all a.....
- every e.....
- little l.....
- pretty p.....
- b..... balls
- f..... flowers
- my m.....
- r..... rose
- cold c.....
- good g.....
- new n.....
- s..... school
- dirty d.....
- his h.....
- old o.....
- t..... table

3. Select the proper words and write the complete sentence.

۳۔ جملہ مکمل کرنے کے لیے مناسب لفظ کا انتخاب کرو۔



- | | | | |
|---------|--------------|--------------|--------------------|
| • Cut | (a) the milk | (b) the soil | (c) the vegetables |
| • Drink | (a) the dish | (b) the tea | (c) the class |
| • Lift | (a) the box | (b) the wall | (c) the farm |
| • Push | (a) the shop | (b) the poem | (c) the table |
| • Wake | (a) the boy | (b) the ball | (c) the bucket |

**Rahim
and his
Camel**

Listen, repeat, read aloud and present.

سنو، میرے بعد ہراؤ۔ بلند آواز سے پڑھو اور ادکاری کے ساتھ پیش کرو۔



(Rahim and his Camel are travelling through the desert.)

Rahim : It is getting dark.
I'm so tired. Let's stop now.
I'll put up the tent here.
Then we will rest at night.
(Puts up a tent.)
Good night, Camel.



(After some time...)


Camel : Master, it is so cold outside.
Can I put my head inside the tent?

Rahim : Yes. Why not?

(After some time...)

Camel : Master, I want to warm my neck.
Can I put my neck inside?

Rahim : All right.



(After some time...)

Camel : Master, my forelegs are so cold.
May I put them inside?


Rahim : Yes. You may. But now let me sleep.



(After some time...)

Camel : Master, Master, have pity on me.
My chest and my belly and
my back are freezing.
I want to put them inside.
Please move aside.

Rahim : Oh, bother! (Moves aside.)



(After some time...)

Camel : My hind legs are shivering and my tail is twitching.
I want to bring them inside.

Rahim : But the tent is small.
There is no room for the two of us.

Camel : In that case, Master,
why don't you
go outside?
(Pushes Rahim out of
the tent.)



Rahim : What a selfish animal!
Why did I let you come inside!

• • •

* Copy the following words.


نیچے دیے ہوئے لفظ دیکھ کر لکھو۔

- outside
- inside
- forelegs
- hind legs
- belly
- back
- head
- tail
- after
- before



* Label the body parts in the picture of the camel.

تصویر میں نظر آنے والے اڈنٹ کے جسم کے حصوں کے نام انگریزی میں لکھو۔



1. Look and tell.

۱۔ دیکھو اور کہو۔



What are these faces saying?



I am happy.



I am sad.



I am tired.



I feel sleepy.



I am scared.



I am angry.



I feel proud.



I feel shy.

2. Now read the sentences aloud. Enact what you read.

۲۔ اب ان جملوں کو بلند آواز سے پڑھو اور پڑھتے وقت مناسب اداکاری کرو۔



Amit
feels like
this.

1. Imagine you are Amit. Listen to each sentence carefully.
Then make a face to show what Amit feels.

۱۔ سوچو کہ تم 'امیت' ہو۔ ہر جملہ غور سے سنو۔ امیت کو کیسا محسوس ہو رہا ہوگا؟
ویسا ہی چہرہ بنا کر دکھاؤ۔



Amit lost his pen.



Amit found his pen.



A big boy pushed Amit.



Amit climbed a big hill.



Amit saw a tiger.



Amit takes an injection.



Amit is saying,
"Good morning!"



Amit is saying,
"Good night!"



Amit got a prize.



Teacher told Amit
to sing a song.



2. Copy any three of these sentences and
draw proper faces for each.



۲۔ ان جملوں میں سے کوئی تین جملے دیکھ کر لکھو اور ان کے ساتھ مناسب شکل بناؤ۔

Find
a friend!

Listen carefully and learn to play this game.

غور سے سنو اور اس کھیل کو کھیلا سیکھو۔



Teacher :


Write your name on a slip of paper.

Have you finished writing ?

Fold the slip of paper.

Give it to me.

I'll put it in this box.



Have you all given me your slips ?

Are all the names in the box ? Good.

Let's shake the box well.

Now, I'll call you one by one.

Sumedha, come here.

Pick up any slip of paper.

Read the name on it.

But don't tell it to us.

It's the name of your friend.



Give the slip of paper to that friend.

Sumedha has given it to Shirin.

Shirin, is that your name on that slip ?

Show it to the class.

Yes, it is.

Good. Let's clap for Sumedha.

Sumedha, go back to your place.

Shirin, come here.

Now you pick up a slip of paper.

Let us continue the game.



Let's
speak.

Listen, read aloud and use.

سنو، بلند آواز سے پڑھو اور استعمال کرو۔



A : Come over to my house tomorrow. today

B : What time?

A : At 5 in the evening.



At 5 o'clock

A : We are going to see a play.

B : When are you going?

A : Tomorrow.

This evening

Tonight

Today

At 6 o'clock.

3

9

7

Pranav : Hello, Vaibhav!
Where are you going?
Are you going home?

مکالمے کے الفاظ کے متبادل رنگین پیوں میں دکھائے گئے ہیں۔ ان کے ساتھ اور بچوں کے ذہن میں آنے والے دیگر متبادل استعمال کر کے مشق کروائیں۔

Vaibhav : No, I am going to the market.
Do you want to come with me?

to the hospital

to the park

Aunty : Hello, children. How are you?

Isha }
Uday } : Fine, Aunty. Thanks.

Aunty : What's going on?

Isha : I am reading.

Uday : I am making a chart.

Aunty : That's nice. And what's your mother doing?

Isha : She is working on her lap-top.

cooking sleeping

watching TV



Speak or
Pass

Listen carefully and learn to play this game.

غور سے سنو اور اس کھیل کو کھیلتا سیکھو۔



Teacher : Form a circle.

Now I will point to any one of you,
and say a word.

You must say a related word
in 10 seconds.

Otherwise, you have to say 'Pass.'

Then I will point to someone else.

If you give a proper word,
we will clap for you.

Then you get to point to someone else
and say a new word.

And the game will continue.

Ready ?

(Teacher points to Smita.)

'Apple'.

Smita : Sweet.

(Points to Neha.) Coffee.

Neha : Drink.

(Neha points to Swapnil.) Elephant.

Swapnil :

Neha : 10,9,8,7,6,5,4,3,2,1

Swapnil : Pass.

Neha : (Points to Rishi.) Elephant.

Rishi : Big.

Apple.



Sweet.



Coffee.



Drink.



Elephant.



....Pass.



Big.



اگر اساتذہ محسوس کریں کہ بچوں کا کہا ہوا لفظ دیے ہوئے الفاظ میں سے نہیں ہے تو بچے نے کیا سوچ کر کہا ہے یہ معلوم کر کے صحیح / غلط کا فیصلہ کریں۔

A Lot of Work to Do

Look at the pictures. Listen and read aloud.

تصویر دیکھو، سنو اور بلند آواز سے پڑھو۔



This is Amit's family.

At Amit's home, there is a lot of work to do, every day.



Amit



Amit's sister



Amit's mother



Amit's father



Amit's grandmother



Amit's grandfather



Cooking



Sweeping



Washing clothes



Folding clothes



Tidying up



Washing pots and pans



Washing cups and saucers



Bringing vegetables



Cleaning



Bringing things from the market

* Now look at the pictures and say who does the following.

* اب تصویریں دیکھ کر بتاؤ کہ نیچے دیے ہوئے کام کون کرتا ہے۔

- | | |
|------------------------------|-------------------------------------|
| (a) Cooking | (b) Cleaning |
| (c) Tidying up | (d) Washing clothes |
| (e) Folding clothes | (f) Washing pots and pans |
| (g) Washing cups and saucers | (h) Sweeping |
| (i) Bringing vegetables | (j) Bringing things from the market |

Work to do at Home

Make a 'Work to Do' chart for your home.

اپنے گھر کے لیے 'Work to Do' جدول تیار کرو۔

Work to Do	Who Does it
.....



What is the work that you help to do? Would you like to give more help? List three things you can do.

تم کون کون سے کام میں مدد کرتے ہو؟ کیا تمہیں اور زیادہ مدد کرنا پسند ہے؟

انگریزی میں بتاؤ کہ تم کون سے تین کام کر سکتے ہو۔



See
you,
later...

Listen and repeat.

سنوا اور کہو۔



See you later,
Alligator !



After a while,
Crocodile !



In an hour,
Sun"ower !



Maybe two,
Kangaroo !




Time to go,
Buffalo !



Bye, Bye,
Butter"y !





میں یہ کر سکتا ہوں۔

- اس سال سیکھی ہوئی نظموں میں سے آٹھ دس انگریزی نظمیں سنا سکتا ہوں۔
- تصویر اور چیز دیکھ کر خود سے انگریزی لفظ کہہ سکتا ہوں۔
- آسان انگریزی مکالموں میں حصہ لے سکتا ہوں۔
- آسان انگریزی ہدایتیں سمجھ سکتا ہوں۔
- تمام حروف پڑھ اور لکھ سکتا ہوں۔ A-Z/a-z
- کتاب میں دیکھ کر سر/جناب/آپ کے ساتھ ساتھ انگریزی پڑھ سکتا ہوں۔
- تین چار حرفی آسان انگریزی لفظ پڑھ سکتا ہوں۔
- چھوٹے اور آسان انگریزی جملے پڑھ سکتا ہوں۔
- انگریزی لفظ، جملے دیکھ کر لکھ سکتا ہوں۔
- کچھ انگریزی لفظ، جملے دل سے لکھ سکتا ہوں۔