



1.1 Welcome Song

• Listen and repeat.



Sing a welcome song

Ring a joyful bell

Ding dong ding everybody sing

For a new day begins.

Come together one and all

Ding dong ding dong ding dong ding

Happy song of joy we bring

Ding dong ding dong ding dong ding.



1.2 Greetings



• Listen, repeat and use.





1.3 English Words We Know

• Look at the pictures and tell.





1. Listen, sing and act.



Rolly polly roly polly, up, up, up


Rolly polly roly polly, down, down, down

Rolly polly roly polly, in, in, in

Rolly polly roly polly out, out, out

Rolly polly roly polly do your left side!

Rolly polly roly polly do your right side!



2. Say faster and faster.



(a) up, up, up

(b) down, down, down

(c) in, in, in

(d) out, out, out

(e) left, left, left

(f) right, right, right

3. Look, listen and say.



Up



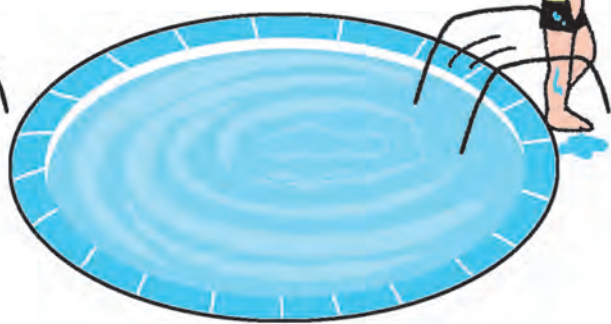
Down



In



Out



4. Listen and repeat.



cap - tap

sing - ring

toy - boy

song - dong

cot - pot

cat - bat

Left



Right



5. Trace the dots.



1.5 Rhyming Words



1. Look at the picture and tell.



bat - cat



bag - tag



clap - tap



table - cable



ball - doll



dog - frog




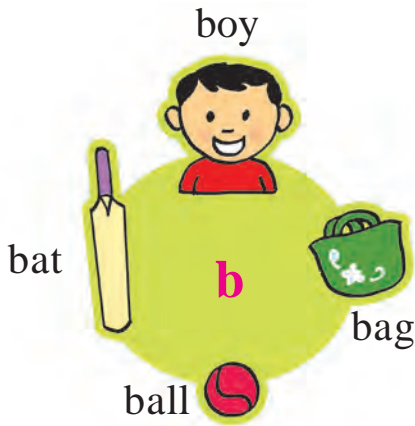
2. Match the rhyming words.





1.6 Look, listen and say

1. Look at the picture and tell.



3. Trace the dots.



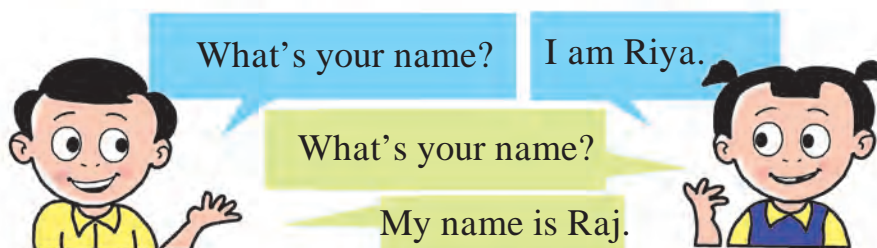
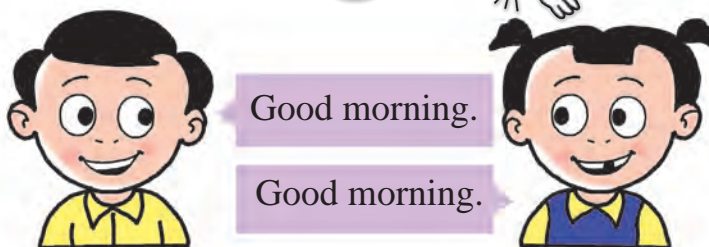
2. Match the same objects.



1.7 My Name



1. Listen to me carefully and answer.



2. Look at the board, find and touch your name.



3. Let's talk.



Raj : What's your father's name?

Riya : My father's name is Rajan.

Teacher : Tell me the name of your school.

Riya : Zilla Parishad Primary school.





1.8 Fun Time

1. Throw the ball.

What's your name?

- (1) Stand in a circle.
- (2) Take the ball, tell your name.
- (3) Throw the ball to your friend.
- (4) Ask him / her "What's your name?"
- (5) Catch the ball and tell your name. Continue the game until everyone gets a chance.

My name is Sonal.

What's your name?

I am Riya.

2. Look at the picture. Find a good name for each.

For example : Tommy

